

FORM NO. 10B

[See rule 17B]

Audit report under section 12A(b) of the Income-tax Act, 1961, in the case of charitable or religious trusts or institutions

We have examined the balance sheet of **KAMMAVARISANGHAM (R)**, **AAATK2287R** [name and PAN of the trust or institution] as at **15/10/2016** and the Profit and loss account for the year ended on that date which are in agreement with the books of account maintained by the said trust or institution.

We have obtained all the information and explanations which to the best of our knowledge and belief were necessary for the purposes of the audit. In our opinion, proper books of account have been kept by the head office and the branches of the abovenamed trust visited by us so far as appears from our examination of the books, and proper Returns adequate for the purposes of audit have been received from branches not visited by us, subject to the comments given below:

In our opinion and to the best of our information, and according to information given to us, the said accounts give a true and fair view-

(i) in the case of the balance sheet, of the state of affairs of the above named trust as at **31/03/2016** and

(ii) in the case of the profit and loss account, of the profit or loss of its accounting year ending on **31/03/2016**


The prescribed particulars are annexed hereto.

Place **BANGALORE**
Date **15/10/2016**

Name
Membership Number
FRN (Firm Registration Number)
Address

G. Doraswamy Naidu
G. DORASWAMY NAIDU
009072

**NO 113 11TH CROSS 4TH MAIN
N MALLESWARAM BANGAL
ORE 560003**



ANNEXURE

Statement of particulars

I. APPLICATION OF INCOME FOR CHARITABLE OR RELIGIOUS PURPOSES

| | | |
|-----|--|--|
| 1. | Amount of income of the previous year applied to charitable or religious purposes in India during that year (₹) | 225359881 |
| 2. | Whether the trust has exercised the option under clause (2) of the Explanation to section 11(1)? If so, the details of the amount of income deemed to have been applied to charitable or religious purposes in India during the previous year (₹) | No |
| 3. | Amount of income accumulated or set apart for application to charitable or religious purposes, to the extent it does not exceed 15 per cent of the income derived from property held under trust wholly for such purposes. (₹) | 11239878 |
| 4. | Amount of income eligible for exemption under section 11(1)(c) (Give details) | No |
| 5. | Amount of income, in addition to the amount referred to in item 3 above, accumulated or set apart for specified purposes under section 11(2) (₹) | 52979840 |
| 6. | Whether the amount of income mentioned in item 5 above has been invested or deposited in the manner laid down in section 11(2)(b)? If so, the details thereof. | Yes DEPOSIT IN SCHEDULE BANK AND OTHER BANK |
| 7. | Whether any part of the income in respect of which an option was exercised under clause (2) of the Explanation to section 11(1) in any earlier year is deemed to be income of the previous year under section 11(1B)? If so, the details thereof (₹) | No |
| 8. | Whether, during the previous year, any part of income accumulated or set apart for specified purposes under section 11(2) in any earlier year- | |
| (a) | has been applied for purposes other than charitable or religious purposes or has ceased to be accumulated or set apart for application thereto, or | No |
| (b) | has ceased to remain invested in any security referred to in section 11(2)(b)(i) or deposited in any account referred to in section 11(2)(b)(ii) or section 11(2)(b)(iii), or | No |
| (c) | has not been utilised for purposes for which it was accumulated or set apart during the period for which | No |

| | |
|--|--|
| | it was to be accumulated or set apart, or in the year immediately following the expiry thereof? If so, the details thereof |
|--|--|

II. APPLICATION OR USE OF INCOME OR PROPERTY FOR THE BENEFIT OF PERSONS REFERRED TO IN SECTION 13(3)

| | | |
|----|---|----|
| 1. | Whether any part of the income or property of the trust was lent, or continues to be lent, in the previous year to any person referred to in section 13(3) (hereinafter referred to in this Annexure as such person)? If so, give details of the amount, rate of interest charged and the nature of security, if any. | No |
| 2. | Whether any part of the income or property of the trust was made, or continued to be made, available for the use of any such person during the previous year? If so, give details of the property and the amount of rent or compensation charged, if any. | No |
| 3. | Whether any payment was made to any such person during the previous year by way of salary, allowance or otherwise? If so, give details | No |
| 4. | Whether the services of the trust were made available to any such person during the previous year? If so, give details thereof together with remuneration or compensation received, if any | No |
| 5. | Whether any share, security or other property was purchased by or on behalf of the trust during the previous year from any such person? If so, give details thereof together with the consideration paid | No |
| 6. | Whether any share, security or other property was sold by or on behalf of the trust during the previous year to any such person? If so, give details thereof together with the consideration received | No |
| 7. | Whether any income or property of the trust was diverted during the previous year in favour of any such person? If so, give details thereof together with the amount of income or value of property so diverted | No |
| 8. | Whether the income or property of the trust was used or applied during the previous year for the benefit of any such person in any other manner? If so, give details | No |

III. INVESTMENTS HELD AT ANY TIME DURING THE PREVIOUS YEAR(S) IN CONCERNS IN WHICH PERSONS REFERRED TO IN SECTION 13(3) HAVE A SUBSTANTIAL INTEREST

| S. No | Name and address of the concern | Where the concern is a company, number and class of shares held | Nominal value of the investment(₹) | Income from the investment(₹) | Whether the amount in col. 4 exceeded 5 per cent of the capital of the concern during the previous year-say, Yes/No |
|--------------|---------------------------------|---|------------------------------------|-------------------------------|---|
| Total | | | | | |

Place **BANGALORE**
Date **15/10/2016**

Name
Membership Number
FRN (Firm Registration Number)
Address

G. A. Naidu
G DORASWAMY NAIDU
009072

**NO 113 11TH CROSS 4TH MAIN
N MALLESWARAM BANGALORE
ORE 560003**



| | |
|---------------------|----------|
| Form Filing Details | |
| Revision/Original | Original |

K.S.SCHOOL OF ENGINEERING & MANAGEMENT
NO.15, MALLASANDRA, OFF KANAKAPURA ROAD, BANGALORE - 560 062

BALANCE SHEET AS ON 31ST MARCH - 2016

| LIABILITIES | | AMOUNT | ASSETS | | AMOUNT |
|---|----------------------|-----------------------|---|---------------------|-----------------------|
| <u>GENERAL FUND</u> | | | <u>FIXED ASSETS</u> | | |
| Opening Balance | 44,533,894.00 | | As per Schedule A | | 86,316,601.95 |
| Excess of Income over Expenditure | <u>31,897,741.95</u> | 76,431,635.95 | <u>DEPOSITS & ADVANCES:</u> | | |
| | | | As per Schedule - B | | |
| | | | Deposits | | 18,886,385.00 |
| | | | Advances TDS | | 701,069.00 |
| <u>INTER INSTITUTIONAL BALANCES:</u> | | | <u>INTER INSTITUTIONAL BALANCES:</u> | | |
| As per Schedule - C | | 29,041,811.00 | As per Schedule - B | | 1,634,694.00 |
| <u>LOANS & ADVANCES:</u> | | | <u>CLOSING BALANCE:</u> | | |
| As per Schedule - C | | | Cash on Hand | 34,566.00 | |
| | | | Andhra Bank 8203 | 1,053,538.00 | |
| | | | Andhra Bank 22966 | 170,922.00 | |
| | | | Axis Bank 1116 | <u>4,232,378.00</u> | |
| TOTAL | | 113,030,153.95 | TOTAL | | 113,030,153.95 |


Subject to my report of even date

(Signature)
 (D. RUKMANGADA)
 TREASURER

(Signature)
 (L. KRISHNAMURTHY)
 COMMITTEE AUDITOR

(Signature)
 (K. VENKATESH NAIDU)
 SECRETARY

(Signature)
 (Y. RAMACHANDRA NAIDU)
 PRESIDENT



K.S.SCHOOL OF ENGINEERING & MANAGEMENT
NO.15, MALLASANDRA, OFF KANAKAPURA ROAD, BANGALORE - 560 062
INCOME AND EXPENDITURE AS ON 31st MARCH - 2016

| EXPENDITURE | | AMOUNT | INCOME | | AMOUNT | |
|-------------|--------------------------------|---------------------|-----------------------|----|------------------------------|-----------------------|
| To | Salaries | | 61,349,056.00 | By | Fee collection | 114,975,195.00 |
| " | Advertisement | | 681,560.00 | " | Bus Fee Collection | |
| " | Admission Promotion charges | | 40,600.00 | " | Staff | 835,357.00 |
| " | Conveyance Charges | | 71,330.00 | " | Students | 4,802,000.00 |
| " | Electricity Charges | | 1,498,730.00 | " | Bank Interest (SB A/c) | 623,943.00 |
| " | Repair & Maintenance | | 1,084,158.00 | " | Miscellaneous Income | 418,392.00 |
| " | Staff EPF | | 2,980,743.00 | " | FD Interest | 2,449,055.00 |
| " | Staff ESIC | | 336,723.00 | | Placement Training | 4,462,000.00 |
| " | Staff Welfare | | 53,794.00 | | Students Uniforms & T-Shirts | 612,125.00 |
| " | Telephone Charges | | 89,548.00 | | Online exam Income | 642,910.00 |
| | <u>Other Exp</u> | | 10,000.00 | | Water Charges | 24,756.00 |
| " | Audit fees | | | | | |
| " | Bank Charges | 1,758.00 | | | | |
| | ADD: Axis Bank Loan Interest | <u>6,110,405.00</u> | 6,112,163.00 | | | |
| | COMEDK/KUPECA/KMAT | | 94,450.00 | | | |
| " | Consumables | | 193,982.00 | | | |
| " | Garden Maintenance | | 1,468.00 | | | |
| " | Generator Maintenance | | 22,007.00 | | | |
| " | House Keeping Charges | | 896,529.00 | | | |
| " | Internet charges | | 288,011.00 | | | |
| " | News paper & magazines | | 14,512.00 | | | |
| " | Office Maintenance | | 154,333.00 | | | |
| " | Postage & Courier | | 23,807.00 | | | |
| " | Pooja Expenses | | 111,860.00 | | | |
| " | Printing & Stationery | | 1,492,051.00 | | | |
| " | PT Annual fee | | 2,500.00 | | | |
| " | Remuneration to Visiting Staff | | 243,450.00 | | | |
| " | Seminor & Conference | | 242,751.00 | | | |
| " | Security Service | | 1,207,523.00 | | | |
| " | Sports & Games | | 206,447.00 | | | |
| | Students Cultural Programme | | 1,030,981.00 | | | |
| | Meeting Expenses | | 1,500.00 | | | |
| " | Travelling charges | | 9,463.00 | | | |
| " | vehicle fuel | | 1,409,027.00 | | | |
| " | vehicle maintainance | | 724,340.00 | | | |
| " | VTU Examination Exps. | | 159,325.00 | | | |
| " | VTU & Other Fee | 3,622,842.00 | | | | |
| | Less: collection | <u>3,647,030.00</u> | (24,188.00) | | | |
| | Placement training | | 1,162,484.00 | | | |
| | Students Uniforms & T-Shirts | | 585,030.00 | | | |
| | Online Exam Expenses | | 45,700.00 | | | |
| " | Insurance (Building) | | 154,356.00 | | | |
| " | Miscellaneous Expenditure | | 11,174.00 | | | |
| | Depriciation | | 13,174,713.05 | | | |
| " | Excess of Income over | | 31,897,741.95 | | | |
| " | Expenditure | | | | | |
| " | TOTAL | | 129,845,733.00 | | TOTAL | 129,845,733.00 |

(D. RUKMANGADA)

TREASURER

(L. KRISHNAMURTHY)


COMMITTEE AUDITOR

(K. VENKATESH NAIDU)

SECRETARY

(Y. RAMACHANDRA NAIDU)

(G. DORASWAMY NAIDU)



SCHEDULE-A

K.S.SCHOOL OF ENGINEERING & MANAGEMENT
NO.15, MALLASANDRA, OFF KANAKAPURA ROAD, BANGALORE - 560 062
SCHEDULE FOR DEPRECIATION AS ON 31ST MARCH - 2016

| Name of the assets | WDV AS ON 01-04-2015 | | Additions | | Total | Sale | Total | Deprn. Rate % | Deprn. Value | WDV as on 31-03-2016 |
|-----------------------|--------------------------|---------------|--------------------------|---------------|-------|------|---------------|---------------|--------------|----------------------|
| | 01-04-2015 to 30-09-2015 | | 01-10-2015 to 31-03-2016 | | | | | | | |
| | 01-04-2015 | 30-09-2015 | 01-10-2015 | 31-03-2016 | | | | | | |
| Building | 20,797,472.00 | 6,663,937.00 | 5,150,768.00 | 32,612,177.00 | | | 32,612,177.00 | 10% | 3,003,679 | 29,608,498 |
| Furniture & Fixtures | 17,104,788.00 | 255,000.00 | 1,129,200.00 | 1,384,200.00 | | | 1,384,200.00 | 10% | 81,960 | 1,302,240 |
| Electrical Equipments | 628,992.00 | 325,358.00 | 464,320.00 | 17,894,466.00 | | | 17,894,466.00 | 10% | 1,766,231 | 16,128,235 |
| Computer Lab | 1,653,031.00 | 990,024.00 | 252,535.00 | 881,527.00 | | | 881,527.00 | 15% | 113,289 | 768,238 |
| Office Equipments | 2,587,629.00 | 165,653.00 | 26,138.00 | 2,669,193.00 | | | 2,669,193.00 | 60% | 1,593,674 | 1,075,519 |
| Generator (Hostel) | 114,292.00 | - | 908,382.00 | 3,661,664.00 | | | 3,661,664.00 | 15% | 481,121 | 3,180,543 |
| Chemistry lab | 279,068.00 | - | - | 114,292.00 | | | 114,292.00 | 15% | 17,144 | 97,148 |
| Physics lab | 372,779.00 | - | - | 279,068.00 | | | 279,068.00 | 15% | 41,860 | 237,208 |
| Chemical lab | 6,524,859.00 | 6,201.00 | - | 372,779.00 | | | 372,779.00 | 15% | 55,917 | 316,862 |
| Lab | 8,584,397.00 | 1,310,194.00 | - | 6,531,060.00 | | | 6,531,060.00 | 15% | 979,659 | 5,551,401 |
| Lab | 8,797,543.00 | 1,430,773.00 | - | 9,894,591.00 | | | 9,894,591.00 | 15% | 1,484,189 | 8,410,402 |
| Electronics Lab | 3,719,270.00 | - | - | 10,228,316.00 | | | 10,228,316.00 | 15% | 1,534,247 | 8,694,069 |
| Open Equipment | 696,125.00 | - | - | 3,719,270.00 | | | 3,719,270.00 | 15% | 557,891 | 3,161,380 |
| Mobile | 591,458.00 | - | - | 696,125.00 | | | 696,125.00 | 15% | 104,419 | 591,706 |
| Library books | 7,520,749.00 | 158,272.00 | - | 591,458.00 | | | 591,458.00 | 30% | 177,437 | 414,021 |
| Motor Vehicle | 119,801.00 | - | 162,307.00 | 7,841,328.00 | | | 7,841,328.00 | 15% | 1,164,026 | 6,677,302 |
| | 80,092,253.00 | 11,305,412.00 | 8,093,650.00 | 99,491,315.00 | 0.00 | | 99,491,315.00 | 15% | 13,174,713 | 86,316,602 |

Depreciation is calculated on the Assets acquired on after 01.10.2015 at 50% of the normal rate of depreciation applicable


(Signature)
 (D. RUKMANGADA)
 TREASURER

(Signature)
 (L. KRISHNAMURTHY)
 COMMITTEE AUDITOR

(Signature)
 (K. VENKATESH NAIDU)
 SECRETARY

(Signature)
 (Y. RAMACHANDRA NAIDU)
 PRESIDENT

(Signature)
 (G.DORASWAMY NAIDU)
 CHARTERED ACCOUNTANT



K.S.SCHOOL OF ENGINEERING & MANAGEMENT
NO.15, MALLASANDRA, OFF KANAKAPURA ROAD, BANGALORE - 560 062
Schedule for Balance Sheet As on 31.03.2016

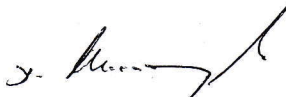
2

Employees Provident Fund A/C:


| | |
|---|---------------------|
| Opening Balance | 504,464.00 |
| Add: Recd. During the year | <u>2,673,243.00</u> |
| | 3,177,707.00 |
| Add : Trfd Income & Exp. A/c (MGT Contb.) | <u>2,980,743.00</u> |
| | 6,158,450.00 |
| Less : Paid During the year | <u>5,693,359.00</u> |
| M.C. & Outstanding to be paid | <u>465,091.00</u> |


Staff ESIC A/C:

| | |
|---|-------------------|
| Opening Balance | 42,529.00 |
| Recd. During the year | <u>124,343.00</u> |
| | 166,872.00 |
| Add : Trfd Income & Exp. A/c (MGT Contb.) | <u>336,723.00</u> |
| | 503,595.00 |
| Less : Paid During the year | <u>466,220.00</u> |
| M.C. & Outstanding to be paid | <u>37,375.00</u> |


(D. RUKMANGADA)
TREASURER


(L. KRISHNAMURTHY)
COMMITTEE AUDITOR


(K. VENKATESH NAIDU)
SECRETARY


(Y. RAMACHANDRA NAIDU)
PRESIDENT

K.S.SCHOOL OF ENGINEERING & MANAGEMENT
NO.15, MALLASANDRA, OFF KANAKAPURA ROAD, BANGALORE - 560 062

Schedule for Balance Sheet As on 31.03.2016

| <u>DEPOSITS</u> | | <u>Amount</u> |
|--------------------------------------|-----------------------|----------------------|
| <u>LPG Deposit</u> | | |
| Opening Balance | | 1,500.00 |
| <u>Fixed Deposit</u> | | |
| Opening Balance | 18,851,580.00 | |
| Axis Bank: During the year | 92,000,000.00 | |
| | <u>110,851,580.00</u> | |
| Add : Accrued Interest | 884,885.00 | |
| | <u>111,736,465.00</u> | |
| Less :FD Metured During the year | 92,851,580.00 | <u>18,884,885.00</u> |
| | | <u>18,886,385.00</u> |
| <u>INTER INSTITUTIONAL BALANCE :</u> | | |
| KS SCHOOL OF ARCHITECTURE | | 1,634,694.00 |
| | | <u>1,634,694.00</u> |
| <u>Student Group Insurance</u> | | |
| Recd.During the year | 182,160.00 | |
| Less:Paid during the year | <u>182,160.00</u> | NIL |
| <u>TDS (Incometax)</u> | | |
| Opening Balance | 355,697.00 | |
| Add: During the year | <u>345,372.00</u> | 701,069.00 |
| | | <u>701,069.00</u> |

K.S.SCHOOL OF ENGINEERING & MANAGEMENT
NO.15, MALLASANDRA, OFF KANAKAPURA ROAD, BANGALORE - 560 062
Schedule for Balance Sheet As on 31.03.2016


| | | <u>Amount</u> |
|---|----------------------|----------------------|
| <u>Inter Institutional Balance:</u> | | |
| <u>(A) Kammavari Sangham</u> | | |
| Opening Balance | 45,300,000.00 | |
| Less: Paid During the year | <u>28,800,000.00</u> | |
| | 16,500,000.00 | |
| Add: Axis Bank Loan Interest | <u>6,110,405.00</u> | 22,610,405.00 |
| <u>(B) K.S. Institute of Technology</u> | | |
| Opening Balance | | 5,431,406.00 |
| <u>(C) K.S.Polytechnic</u> | | |
| Opening Balance | | 1,000,000.00 |
| | | 29,041,811.00 |
| <u>Loans & Advances :</u> | | |
| <u>Security Deposit Library</u> | | |
| Opening Balance | 2,427,000.00 | |
| Add: Recd. During the year | <u>856,000.00</u> | 3,283,000.00 |
| <u>Student Security Deposit</u> | | |
| Opening Balance | 532,495.00 | |
| Add: Recd. During the year | <u>626,780.00</u> | |
| | 1,159,275.00 | |
| Less: Paid During the year | <u>753,460.00</u> | 405,815.00 |
| <u>VTU Exam Fee</u> | | |
| Opening Balance | 1,623,272.00 | |
| Recd. During the year | <u>3,048,291.00</u> | |
| | 4,671,563.00 | |
| Less: Paid During the year | <u>4,341,318.00</u> | 330,245.00 |
| <u>VTU Exam Remunaretion</u> | | |
| Opening Balance | (136,900.00) | |
| Less : Recd.During the year | <u>1,009,945.00</u> | |
| | 873,045.00 | |
| Add : Paid during the year | <u>732,540.00</u> | 140,505.00 |
| <u>R & D EEE Depatment</u> | | |
| Opening Balance | | 31,282.00 |
| <u>R & D CS Department</u> | | |
| Opening Balance | | 7,944.00 |
| <u>R & D Civil Department</u> | | |
| Opening Balance | 207,754.00 | |
| Less: Paid During the year | <u>11,000.00</u> | 196,754.00 |

Contd...2

K.S.SCHOOL OF ENGINEERING & MANAGEMENT
NO.15, MALLASANDRA, OFF KANAKAPURA ROAD, BANGALORE - 560 062
Schedule for Balance Sheet As on 31.03.2016


SCHEDULE : C

| 2 | |
|-------------------------------|---------------------|
| R & D ME Depatment | |
| Opening Balance | 97,429.00 |
| Add: Recd. During the year | <u>17,500.00</u> |
| | 114,929.00 |
| Less: Paid During the year | <u>83,240.00</u> |
| | 31,689.00 |
| Staff LIC | |
| Opening Balance | 20,919.00 |
| Add: Recd. During the year | <u>249,508.00</u> |
| | 270,427.00 |
| Less: Paid During the year | <u>250,730.00</u> |
| | 19,697.00 |
| Staff PT | |
| Opening Balance | 29,650.00 |
| Add: Recd. During the year | <u>288,600.00</u> |
| | 318,250.00 |
| Less: Paid During the year | <u>294,450.00</u> |
| | 23,800.00 |
| Staff Income Tax | |
| Opening Balance | 333,833.00 |
| Add: Recd. During the year | <u>1,808,740.00</u> |
| | 2,142,573.00 |
| Less: Paid During the year | <u>1,728,333.00</u> |
| | 414,240.00 |
| Outstanding Expenses: | |
| E-Governance | |
| Opening Balance | 1,349,150.00 |
| Add: Recd. During the year | <u>432,300.00</u> |
| | 1,781,450.00 |
| TDS (Suppliers) | |
| Opening Balance | 85,548.00 |
| Received during the year | <u>297,648.00</u> |
| | 383,196.00 |
| Less: Paid During the year | <u>271,696.00</u> |
| | 111,500.00 |
| Students Scholarship | |
| Opening Balance | 4,111,180.00 |
| Received during the year | <u>4,568,680.00</u> |
| | 8,679,860.00 |
| Less: Paid During the year | <u>8,413,540.00</u> |
| | 266,320.00 |
| Audit Fee Payable | |
| Opening Balance | 10,000.00 |
| Add: During the year | <u>10,000.00</u> |
| | 20,000.00 |
| Less: Paid During the year | <u>10,000.00</u> |
| | 10,000.00 |
| Staff ESIC | 37,375.00 |
| Staff EPF | 465,091.00 |
| Total | 7,556,707.00 |


(D. RUKMANGADA)
TREASURER


(L. KRISHNAMURTHY)
COMMITTEE AUDITOR


(K. VENKATESH NAIDU)
SECRETARY


(Y. RAMACHANDRA NAIDU)
PRESIDENT

K.S.SCHOOL OF ENGINEERING & MANAGEMENT

RECEIPTS & PAYMENTS FOR THE YEAR ENDING 31st MARCH 2016

| RECEIPTS | AMOUNT | AMOUNT | PAYMENTS | AMOUNT | AMOUNT |
|-----------------------------------|----------------|----------------|-----------------------------------|--------------|---------------|
| OPENING BALANCE: | | | Admission Promotion exp | | 40,600.00 |
| Cash | 53,176.00 | | Advertisement charges | | 681,560.00 |
| Andhra Bank(8203) | 809,892.00 | | Audit Fee | | 10,000.00 |
| Andhra Bank(2966) | 225,787.00 | | Bank Charges | | 1,758.00 |
| Axis Bank(1116) | 7,337,467.00 | 8,426,322.00 | Building | | |
| | | | Borewell | 1,384,200.00 | |
| Fee Collection | 105,574,595.00 | | Building | 2,037,378.00 | |
| CET Fee Collection | 9,542,400.00 | | Compound wall | 3,640,188.00 | |
| COMEDK/KUPECA Fee | 393,200.00 | | Earth work | 3,081,500.00 | |
| | 115,510,195.00 | | Electrical items | 363,426.00 | |
| Less:refund | 535,000.00 | 114,975,195.00 | JCB work charges | 10,000.00 | |
| Bank Interest | | 623,943.00 | Jelly | 11,450.00 | |
| Bus Fee Collection | 4,802,000.00 | | Labour charges | 1,312,365.00 | |
| Staff Bus Fee Collection | 835,357.00 | 5,637,357.00 | Paint & hardware items | 941,175.00 | |
| <u>Consumables:</u> | | | Plumbing work | 40,000.00 | |
| Civil Lab | 46,930.00 | | Plywood | 310,046.00 | |
| Computer Lab | 103,190.00 | | Sand | 35,000.00 | |
| EEE Lab | 24,080.00 | | Solid blocks | 19,307.00 | |
| Electronic Lab | 69,440.00 | | Tiles | 12,873.00 | 13,198,908.00 |
| Mechanic Lab | 41,840.00 | 285,480.00 | Civil Lab Equipments | | 1,430,773.00 |
| Electricity Charges | | 91,740.00 | COMEDK/KUPECA Fee | | 94,450.00 |
| Fixed Deposit (Axisbank) | | 92,851,580.00 | Computer Lab Equipments | | 1,016,162.00 |
| Fixed Deposit Interest (Axisbank) | | 1,564,170.00 | <u>Consumables:</u> | | |
| Government Loan | | 547,870.00 | Chemistry Lab | 111,737.00 | |
| Miscellaneous Income | | 418,392.00 | Civil Lab | 88,412.00 | |
| Online exam income | | 642,910.00 | Computer Lab | 14,242.00 | |
| Placement Training | | 2,400.00 | EEE Lab | 51,897.00 | |
| <u>Research & Development</u> | | | Electronic Lab | 37,265.00 | |
| Bio fuel project | 17,500.00 | 17,500.00 | Mechanic Lab | 169,852.00 | |
| Salaries | | 244,267.00 | Physics Lab | 6,057.00 | 479,462.00 |
| Seminar & Conference | | 422,600.00 | Conveyance Charges | | 71,330.00 |
| Sports & Games | | 7,200.00 | Electrical Equipment | | 252,535.00 |
| Staff EPF | 2,673,243.00 | | Electrical Lab Equipment | | 1,310,194.00 |
| Staff ESIC | 124,343.00 | | Electrical Maintenance | | 8,787.00 |
| Staff Income Tax | 1,808,740.00 | | Electricity Charges | | 1,590,470.00 |
| Staff LIC | 249,508.00 | | Faculty Development Progg. | | 10,683.00 |
| Staff PT | 288,600.00 | 5,144,434.00 | Fixed Deposit (Axis Bank) | | 92,000,000.00 |
| Student Cultural Activities | | 352,480.00 | Furniture & Fixtures | | 789,678.00 |
| Student Scholarship | | 4,568,680.00 | Garden Maintenance | | 1,468.00 |
| Student Security Deposit | | 626,780.00 | Generator Maintenance | | 22,007.00 |
| Student T.Shirts | | 12,925.00 | House Keeping Charges | | 896,529.00 |
| Student Uniform | | 599,200.00 | Inspection expenses | | 17,611.00 |
| TDS (Suppliers) | | 297,648.00 | Internet Charges | | 288,011.00 |
| Vehicle fuel | | 30,000.00 | KSIT Loan | | 547,870.00 |
| Examination Fee | | 3,048,291.00 | Kammavari Sangham Loan | | 28,800,000.00 |
| Exam Remuneration | | 1,009,945.00 | KSSA Loan | | 1,587,442.00 |
| VTU & Other Fee | | 3,647,030.00 | Library | | 320,579.00 |
| Water (Canteen) | | 26,356.00 | Mechanical Lab Equipment | | 6,201.00 |
| Student Group Insurance | | 182,160.00 | Meeting Expenses | | 1,500.00 |
| E Governance | | 432,300.00 | News Paper & Magazines | | 14,512.00 |
| Axis Bank Accrued Interest | | 884,885.00 | Office Equipment | | 1,074,035.00 |
| Library Security Deposit | | 856,000.00 | Office Maintenance | | 61,533.00 |
| Placement training | | 4,462,000.00 | Online exam expenses | | 45,700.00 |
| | | | Placement Training | | 1,164,884.00 |
| | | | Pooja Expenses | | 111,860.00 |
| | | | Postage & Courier | | 23,807.00 |
| | | | Printing & Stationary | | 1,492,051.00 |
| | | | Professional Tax | | 2,500.00 |
| | | | <u>Research & Development</u> | | |
| | | | Bio fuel project | 35,454.00 | |
| | | | Civil Dept. | 11,000.00 | |
| | | | Mechanical Dept. | 47,786.00 | 94,240.00 |
| | | | Remuneration to Visiting Faculty | | 243,450.00 |
| | | | Repairs & Maintenance | | 1,075,371.00 |
| | | | Salaries | | 61,593,323.00 |
| | | | Security Services | | 1,207,523.00 |
| | | | Seminar & Conference | | 665,351.00 |
| | | | Sports & Games | | 213,647.00 |
| | | | Staff EPF | 5,740,611.00 | |
| | | | Staff ESIC | 466,220.00 | |
| | | | Staff Income Tax | 1,728,333.00 | |
| | | | Staff LIC | 250,730.00 | |

K.S.SCHOOL OF ENGINEERING & MANAGEMENT
RECEIPTS & PAYMENTS FOR THE YEAR ENDING 31st MARCH 2016

| | | | | | |
|--|--|----------------|-----------------------------------|--------------|----------------|
| | | | Staff Welfare | | 53,734.00 |
| | | | Student Cultural Activities | | 1,455,981.00 |
| | | | Student Group Insurance | | 182,160.00 |
| | | | Student Scholarship | | 8,413,540.00 |
| | | | Student Security Depsoit | | 753,460.00 |
| | | | Student T.Shirts | | 143,755.00 |
| | | | Student Uniform | | 436,275.00 |
| | | | SWF/TWF | | 111,930.00 |
| | | | TDS (Suppliers) | | 271,696.00 |
| | | | Telephone Charges | | 89,548.00 |
| | | | Thoughtnet Technologies | | 92,800.00 |
| | | | Transportation Charges | | 491.00 |
| | | | Travelling Charges | | 9,463.00 |
| | | | United India Insurance (Building) | | 154,356.00 |
| | | | Vehicle fuel | | 1,439,027.00 |
| | | | Vehicle Maintenance | | 724,340.00 |
| | | | VTU Examination Expenses | | 141,714.00 |
| | | | VTU Examination Fee | | 4,341,318.00 |
| | | | VTU Exam Remuneration | | 732,540.00 |
| | | | VTU & Other Fee | | 3,622,842.00 |
| | | | Water Expenses | | 1,600.00 |
| | | | FD Accrued Interest | | 884,885.00 |
| | | | TDS | | |
| | | | Online Exam | 10,834.00 | |
| | | | VTU Exam Remuneration | 89,633.00 | |
| | | | FD Interest | 244,905.00 | 345,372.00 |
| | | | <u>Closing Balance:</u> | | |
| | | | Cash on Hand | 34,566.00 | |
| | | | Andhra Bank(8203) | 1,053,538.00 | |
| | | | Andhra Bank (2966) | 170,922.00 | |
| | | | Axis Bank(1116) | 4,232,378.00 | 5,491,404.00 |
| | | 252,940,040.00 | | | 252,940,040.00 |

(Signature)
 (D. RUKMANGADA)
 TREASURER

(Signature)
 (L. KRISHNAMURTHY)
 COMMITTEE AUDITOR

(Signature)
 (K. VENKATESH NAIDU)
 SECRETARY

(Signature)
 (Y. RAMACHANDRA NAIDU)
 PRESIDENT

(Signature)
 (G.DORASWAMY NAIDU)
 CHARTERED ACCOUNTANT

