


K.S.SCHOOL OF ENGINEERING & MANAGEMENT
NO.15, MALLASANDRA, OFF KANAKAPURA ROAD, BENGALURU - 560 109

BALANCE SHEET AS ON 31st MARCH - 2023

LIABILITIES	SCH	AMOUNT(Rs) 31-3-2023	AMOUNT(Rs) 31-3-2022	ASSETS	SCH	AMOUNT(Rs) 31-3-2023	AMOUNT(Rs) 31-3-2022
GENERAL FUND							
Opening Balance		234,116,490	222,048,171	FIXED ASSETS:	3	131,508,636	137,717,224
Excess of Income over							
Ependiture		23,256,126	12,068,321				
		257,372,616	234,116,492				
LOANS & ADVANCES:	1	8,834,023	10,730,744	DEPOSITS & ADVANCES:	4	6,338,617	3,126,031
OTHER LIABILITIES:	2	4,104,407	4,170,856	CASH & BANK BALANCES:	5	132,463,793	108,174,837
TOTAL		270,311,046	249,018,092	TOTAL		270,311,046	249,018,092


SUBJECT TO OUR REPORT OF EVEN DATE


 (R. RAJAGOPAL NAIDU)
 PRESIDENT


 (R. LEELA SHANKAR RAO)
 SECRETARY

For L.KRISHNA MOORTHY & Co.,
 CHARTERED ACCOUNTANTS
 Firm Reg No:001491


 (NEERAJAKSHULU T.)
 TREASURER


 (M.YOGAMURTHY)
 COMMITTEE AUDITOR


 L.KRISHNA MOORTHY
 Partner

Mem.No:024772

UDIN 23024772 BGXJTV1203

K.S.SCHOOL OF ENGINEERING & MANAGEMENT
NO.15, MALLASANDRA, OFF KANAKAPURA ROAD, BENGALURU - 560 109
INCOME AND EXPENDITURE A/C FOR THE YEAR ENDING 31st MARCH - 2023

	EXPENDITURE	SCH	AMOUNT (Rs.) 31-3-2023	AMOUNT (Rs.) 31-3-2022		INCOME	SCH	AMOUNT (Rs.) 31-3-2023	AMOUNT (Rs.) 31-3-2022
To	Establishment	1	76,495,234	66,107,978	By	Fee Collection	5	136,085,220	106,505,670
..	Academic Expences	2	15,023,926	9,439,530	..	Bank Interest	6	5,833,537	3,981,445
..	Adminstrative Expenses	3	11,280,167	7,551,511	..	Academic Receipts	7	2,897,021	2,266,226
..	Other Over Heads	4	963,098	537,477	..	Other Receipts	8	519,934	366,048
..	Depreciation		18,317,161	17,414,572					
..	Excess of Income Over Expenditure.		23,256,126	12,068,321					
			145,335,712	113,119,389				145,335,712	113,119,389


(R. RAJAGOPAL NAIDU)
PRESIDENT


(NEERAJAKSHULU.T)
TREASURER


(R. LEELA SHANKAR RAO)
SECRETARY


(M. YOGAMURTHY)
COMMITTEE AUDITOR

For L. KRISHNA MOORTHY & Co.,
CHARTERED ACCOUNTANTS
Firm Reg No 001491S


L. KRISHNA MOORTHY
Partner
Mem No 024772

UDIN 23024772B6XJTV1203

K. S. SCHOOL OF ENGINEERING & MANAGEMENT
 NO. 15, MALLASANDRA, OFF KANAKAPURA ROAD, BENGALURU - 560 109
 SCHEDULES FOR INCOME AND EXPENDITURE FOR THE YEAR ENDING 31st MARCH - 2023

SCH NO	EXPENDITURE	AMOUNT(Rs) 31-3-2023	AMOUNT(Rs) 31-3-2022
1	<u>Establishment</u>		
	Salaries	70,490,812	62,655,972
	EPF Contribution	1,924,295	2,026,242
	ESIC Contribution	898,707	251,613
	Professional Tax	2,500	2,500
	Security Service	236,296	
	Staff Gratuity	2,847,768	1,159,746
	Conveyance Charges	94,856	11,905
	76,495,234	66,107,978	
2	<u>Academic expences</u>		
	Advertisement Charges	4,536,120	2,901,335
	COMEDK/KUPECA/AICTE/NAAC Fees	352,427	378,729
	Internet charges	846,538	426,888
	Lab Consumables	442,284	419,360
	Miscellaneous expences	139,245	78,930
	Placement & Training	1,696,294	472,611
	Printing & stationery	1,414,947	1,430,016
	Remuneration to Visiting Staff	783,999	634,639
	Seminor and Conference	137,647	32,803
	Student Cultural Activities	841,548	294,741
	Students Merit Scholarship	507,500	
	Sports & Games	657,047	273,024
	Vehicle maintenance	2,647,440	2,074,004
VTU Examination Exps.	20,890	22,450	
	15,023,926	9,439,530	

3	<u>Administrative expencess</u>		
	Audit fee	20,000 ✓	20,000
	Electricity Charges	4,177,461 ✓	3,198,991
	House Keeping Charges	651,046 ✓	216,582
	Generater Maintenance	96,237 ✓	
	Insurance (Building)	88,500 ✓	86,156
	Legal Expenses	5,000 ✓	40,000
	News paper & Magazines	33,669 ✓	6,607
	Office Maintenance	63,972 ✓	61,920
	Meeting Expencess	15,024 ✓	
	Postage & courier	9,208 ✓	7,066
	Repair & Maintenance	5,988,866 ✓	3,880,013
	Staff Welfare	98,300 ✓	13,767
	Telephone Charges	18,661 ✓	18,468
	Travelling charges	14,223 ✓	1,941
		11,280,167	7,551,511
4	<u>Other Over Heads</u>		
	Bank Charges	4,373 ✓	4,737
	Garden maintance	859,425 ✓	450,795
	Pooja Expenses	99,300 ✓	81,945
		963,098	537,477

SCH	INCOME	AMOUNT(Rs) 31-3-2023	AMOUNT(Rs) 31-3-2022
5	<u>FEES COLLECTION</u>		
	Tuition Fee	136,085,220	106,505,670
		136,085,220	106,505,670
6	<u>Bank Interest</u>		
	SB Interest	326,412	632,300
	FD Interest	5,507,125	3,349,145
		5,833,537	3,981,445
7	<u>Academic Receipts</u>		
	Online Exam Amount		2,593
	Bus Fee	2,897,021	2,263,633
		2,897,021	2,266,226
8	<u>Other Receipts</u>		
	Water Charges	34,000	
	Miscellaneous Amount	485,934	366,048
		519,934	366,048



(R. RAJAGOPAL NAIDU)
PRESIDENT



(R. LEELA SHANKAR RAO)
SECRETARY



(NEERA JAKSHULAU.T)
TREASURER



(M. YOGAMURTHY)
COMMITTEE AUDITOR


K S SCHOOL OF ENGINEERING & MANAGEMENT
NO.15, MALLASANDRA, OFF KANAKAPURA ROAD, BENGALURU - 560 109
Schedules for Balance Sheet As on 31.03.2023

SL NO	AMOUNT(Rs)	AMOUNT(Rs) 31-3-2023	AMOUNT(Rs)	AMOUNT(Rs) 31-3-2022
	Loans & Advances : (LIABILITIES)			
1	Security Deposit Library			
	Opening Balance		4,753,000	4,753,000
2	Canteen Security Deposit			
	Opening Balance	300,000		300,000
	Add Recd During the year	700,000		
		1,000,000		
	Less: Refund During the year	600,000	400,000	
3	Hostel Security Deposit			
	Opening Balance	778,000	708,000	
	Add Recd During the year	10,000	70,000	
		788,000	778,000	
	Less: Refund During the year		0	778,000
4	Student Education loan :			
	Opening Balance	325,975	325,975	
	Add Recd During the year	50,000	0	
		375,975		
	Less: Refund During the year	0	375,975	325,975
5	TDS(suppliers) :			
	Opening Balance	0		
	Add Recd During the year	316,615		
		316,615		
	Less: paid During the year	316,615	0	0
6	VTU Exam Fee			
	Opening Balance	2,021,205	610,660	
	Recd During the year	4,187,921	3,759,410	
		6,209,126	4,370,070	
	Less: Paid During the year	4,708,682	1,500,445	2,021,205
7	VTU Exam Remunaretion			
	Opening Balance	688,907	662,771	
	Add Recd During the year	732,048	503,670	
		1,420,955	1,166,441	
	Less: Paid during the year	659,520	761,435	688,907
8	R & D EEE Department			
	Opening Balance		31,282	31,282
9	R & D CS Department			
	Opening Balance		10,944	10,944
10	R & D Civil Department			
	Opening Balance	248,254	255,754	
	Add Recd During the year	0	0	
		248,254	255,754	
	Less: Paid During the Year	100,000	148,254	248,254
11	R & D Electronics Department			
	Opening Balance		5,000	5,000
12	R & D ME Department			
	Opening Balance	24,689	47,689	
	Add Recd During the year	31,000	42,000	
		55,689	89,689	
	Less: Paid During the Year	31,000	24,689	24,689
13	INTER INSTITUTIONAL BALANCE :			
	KS Hostel :			
	Opening Balance	1,543,488	3,092,750	
	Add Hostel receipts	35,000	3,291,000	
		1,578,488	6,383,750	
	Less: Payments During the year	1,543,488	35,000	1,543,488
	TOTAL		8,834,023	10,730,744


(R. RAJAGOPAL NAIDU)
PRESIDENT


(R. LEELA SHANKAR RAO)
SECRETARY


(NEERAJAKSHULU.T)
TREASURER


(M. YOGAMURTHY)
COMMITTEE AUDITOR

SCHEDULE 2

K.S.SCHOOL OF ENGINEERING & MANAGEMENT

NO.15, MALLASANDRA, OFF KANAKAPURA ROAD, BENGALURU - 560 109

Schedules for Balance Sheet As on 31.03.2023

L.NO		AMOUNT(Rs)	AMOUNT(Rs) 31-3-2023	AMOUNT(Rs)	AMOUNT(Rs) 31-3-2022
	Other Liabilities				
1	Staff PT:				
	Opening Balance	25,400		23,000	
	Add. Recd. During the year	312,800		286,000	
		338,200		309,000	
	Less: Paid During the year	311,200	27,000	283,600	25,400
2	Staff Income Tax:				
	Opening Balance	218,620		-	
	Add. Recd. During the year	1,702,105		1,340,120	
		1,920,725		1,340,120	
	Less: Paid During the year	1,597,410	323,315	1,121,500	218,620
3	Staff LIC:				
	Opening Balance	8,272		-	
	Add. Recd. During the year	96,935		104,226	
		105,207		104,226	
	Less: Paid During the year	96,889	8,318	95,954	8,272
4	Outstanding Expenses:				
	E-Governance				
	Opening Balance		2,967,525		2,967,525
5	Students Scholarship				
	Opening Balance	583,220		402,175	
	Received during the year	-		2,322,145	
		583,220		2,724,320	
	Less: Paid During the year	177,405	405,815	2,141,100	583,220
6	Audit Fee Payable				
	Opening Balance	20,000		20,000	
	Add: During the year	20,000		20,000	
		40,000		40,000	
	Less: Paid During the year	20,000	20,000	20,000	20,000
7	ESIC Payable				
	Opening Balance	25,443		26,480	
	Add: Employees Contribution	57,527		58,862	
		82,970		85,342	
	Add : MGT.. Contribution	898,707		251,613	
		981,677		336,955	
	Less : Paid During the year	952,543	29,134	311,512	25,443
8	EPF Payable				
	Opening Balance	322,376		330,593	
	Add: Employees Contribution	1,696,437		1,804,090	
		2,018,813		2,134,683	
	Add : MGT.. Contribution	1,924,295		2,026,242	
		3,943,108		4,160,925	
	Less : Paid During the year	3,619,808	323,300	3,838,549	322,376
	Total		4,104,407		4,170,856

(RAJAGOPAL NAIDU)
RESIDENT

(R.LEELA SHANKAR RAO)
SECRETARY

(NEERAJAKSHULU.T)
TREASURER

(M.YOGAMURTHY)
COMMITTEE AUDITOR

K.S.SCHOOL OF ENGINEERING & MANAGEMENT
NO.15, MALLASANDRA, OFF KANAKAPURA ROAD, BENGALURU - 560 109
SCHEDULE FOR FIXED ASSETS AS ON 31st MARCH - 2023

Name of the assets	WDV AS ON 01-04-2022	Additions		Total(Rs)	Sale/Adj	Total(Rs)	Depn. Rate %	Depn. Value	WDV as on 31-03-2023
		01-04-2022 to 30-09-2022	01-10-2022 to 31-03-2023						
Buildings	38,181,470			38,181,470		38,181,470	10	3,818,147	34,363,323
Buildings(KS)	60,458,868			60,458,868		60,458,868	10	6,045,887	54,412,981
Out Door Stadium	7,112,721			7,112,721		7,112,721	10	711,272	6,401,449
	105,753,059			105,753,059		105,753,059	10	10,575,306	95,177,753
Furniture & Fixtures	8,939,952		333,527	9,273,479		9,273,479	10	910,672	8,362,807
Borewell	750,399		38,115	788,514		788,514	10	76,946	711,568
Electrical Equipments	368,843			368,843		368,843	10	36,884	331,959
Office Equipments	4,436,896	823,310	144,336	5,404,542		5,404,542	10	533,237	4,871,305
	14,496,090	823,310	515,978	15,835,378		15,835,378	10	1,557,739	14,277,639
	120,249,149	823,310	515,978	121,588,437		121,588,437		12,133,045	109,455,392
College Equipments									
Generator	36,639			36,639		36,639	15	5,496	31,143
Kitchen Equipment	223,163			223,163		223,163	15	33,474	189,689
Hostel Equipments	1,126,503			1,126,503		1,126,503	15	168,975	957,528
	1,386,305			1,386,305		1,386,305	15	207,946	1,178,359
Lab equipments:									
Chemistry lab	280,747			280,747		280,747	15	42,112	238,635
Physics lab	119,504	229,960	156,211	505,675		505,675	15	64,135	441,540
AI & DS Lab			1,998,705	1,998,705		1,998,705	15	149,903	1,848,802
Mechanical lab	2,387,570	43,160	70,082	2,500,812		2,500,812	15	369,866	2,130,946
MBA dept	1,017,795	128,418	65,077	1,211,290		1,211,290	15	176,813	1,034,477
EEE Lab	3,301,116	103,995		3,405,111		3,405,111	15	510,767	2,894,344
Civil Lab	3,389,606	129,480	27,022	3,546,108		3,546,108	15	529,890	3,016,218
Electronics Lab	1,404,555	376,838	27,022	1,808,415		1,808,415	15	269,236	1,539,179
	11,900,893	1,011,851	2,344,119	15,256,863		15,256,863	15	2,112,721	13,144,142
Maruthi Van	38,404			38,404		38,404	15	5,761	32,643
	13,325,602	1,011,851	2,344,119	16,681,572		16,681,573	15	2,326,427	14,355,146
BUSSES	2,509,647			2,509,647		2,509,647	30	752,894	1,756,753
Library books	1,246,154	177,196	185,704	1,609,054		1,609,054	40	606,481	1,002,573
Computer Lab	386,672	4,667,819	2,382,597	7,437,088		7,437,088	40	2,498,316	4,938,772
	1,632,826	4,845,015	2,568,301	9,046,142		9,046,142	40	3,104,796	5,941,345
Total:	137,717,224	6,680,176	5,428,398	149,825,798		149,825,798		18,317,161	131,508,636

Note: Depreciation is calculated on the Assets acquired on after 01.10.2022 at 50% of the normal rate of depreciation applicable


(R. RAJAGOPAL NAIDU)
PRESIDENT


(R. LEELA SHANKAR RAO)
SECRETARY

For L. KRISHNA MOORTHY & Co.,
CHARTERED ACCOUNTANTS

Firm Reg No.001491S


(NEERAJAKSHULU T)
TREASURER


(M. YOGAMURTHY)
COMMITTEE AUDITOR

L. KRISHNA MOORTHY

Partner
Mem No:024772

UDIN 23024772B6XJTV1203

K.S.SCHOOL OF ENGINEERING & MANAGEMENT
NO.15, MALLASANDRA, OFF KANAKAPURA ROAD, BENGALURU - 560 109

Schedules for Balance Sheet As on 31.03.2023

SL NO	DEPOSITS & ADVANCES	AMOUNT(Rs)	AMOUNT(Rs) 31-3-2023	AMOUNT(Rs)	AMOUNT(Rs) 31-3-2022
1	LPG Deposit: Opening Balance		1,500		1,500
2	BESCOM Deposit : Opening Balance		210,790		210,790
3	TDS (Receivables) Opening Balance	1,975,916		1,591,193	
	Add:TDS During the year	612,586	2,588,502	384,723	1,975,916
4	INTER INSTITUTIONAL BALANCE : (A) KS School Of Architecture : Paid during the year(EPF) Recd., during The Year	144,755 144,755	Nil	68,070 68,070	0
	Paid during the year(ESIC) Recd., during The Year	14,318 14,318	Nil	6,658 6,658	0
	Amount Paid during the year Amount Recd., during The Year	2,500,000 2,500,000	Nil		
	(B) Kammavari Sangham Opening Balance Paid during the year	937,825 2,500,000	3,437,825		937,825
	(C) KS Hostels Amount Paid during the year		100,000		
	Total		6,338,617		3,126,031


(R. RAJAGOPAL NAIDU)
PRESIDENT


(R. LEELA SHANKAR RAO)
SECRETARY


(NEERAJAKSHULU T)
TREASURER


(M.YOGAMURTHY)
COMMITTEE AUDITOR


SCHEDULE : 5

K.S.SCHOOL OF ENGINEERING & MANAGEMENT
NO.15, MALLASANDRA, OFF KANAKAPURA ROAD, BENGALURU - 560 109

Schedules for Balance Sheet As on 31.03.2023

Cash & Bank Balances	AMOUNT(Rs)	AMOUNT(Rs) 31-3-2023	AMOUNT(Rs)	AMOUNT(Rs) 31-3-2023
Cash Balances:				
Cash on Hand		61,889		48,078
Bank Balances:				
Union Bank(8203)	510,347		382,787	
Union Bank (2966)	214,461		208,535	
Axis Bank(786)	115,031			
Axis Bank(1116)	1,516,648	2,356,487	11,918,177	12,509,499
Fixed Deposit (Axis Bank)				
Opening Balance	72,977,939		47,963,821	
Add : During the year FD Made	128,000,000		99,000,000	
	200,977,939		146,963,821	
Add : Accrued Interest for the Year	1,447,833		977,939	
	202,425,772		147,941,760	
Less :FD Matured During the year	95,977,939	106,447,833	74,963,821	72,977,939
Fixed Deposit (Union Bank)				
Opening Balance	22,639,321		21,670,785	
Add : Accrued Interest for the Year	958,263	23,597,584	968,536	22,639,321
TOTAL		132,463,793		108,174,837


(R. RAJAGOPAL NAIDU)
PRESIDENT


(R. LEEELA SHANKAR RAO)
SECRETARY


(NEERAJAKSHULU T)
TREASURER


(M. YOGAMURTHY)
COMMITTEE AUDITOR

K.S.SCHOOL OF ENGINEERING & MANAGEMENT
RECEIPTS & PAYMENTS FOR THE YEAR ENDING 31ST MARCH 2023


RECEIPTS	AMOUNT(Rs)	AMOUNT(Rs) 31-3-2023	AMOUNT(Rs)	AMOUNT(Rs) 31-3-2022	PAYMENTS	AMOUNT(Rs)	AMOUNT(Rs) 31-3-2023	AMOUNT(Rs)	AMOUNT(Rs) 31-3-2022
OPENING BALANCE					Salaries to staff		70,617,117		62,736,937
Cash		48,078		60,112	Canteen SD		600,000		
Union Bank (R203)		382,787		369,250	EPF Paid		3,764,563		3,906,619
Union Bank (2966)		208,535		202,446	ESIC Paid		966,861		318,170
Axis Bank (1116)		11,918,177		11,058,359	Staff Gratuity		2,847,768		1,159,746
Fee Collection	122,164,942		110,228,481		Professional Tax		2,500		2,500
CET Fee Collection	16,990,228		1,632,698		Conveyance Charges		94,856		11,905
Ph D Students fee	63,000	139,218,170	131,000	107,383,700.00	Admission Promotion exp		290,788		61,581
Hostel Fees Collection		35,000		3,291,000	Advertisement charges		4,245,332		2,839,754
Bank Interest		326,412		632,300	Borewell motor		38,115		
Bus Fee Collection		2,298,000		1,759,390	NAAC Expences				304,729
Staff Bus Fee Collection		599,021		504,243	AICTE Expences		250,000		
Hostel SD		10,000		70,000	CET(KEA)/COMEd-K		89,000		74,000
Canteen SD		700,000			Student Cultural Activities		879,548		294,741
Electricity Charges		66,555		17,307	Internet Charges		607,938		403,288
Fixed Deposit		95,977,939		74,963,821	<u>Consumables</u>				
F D Interest		2,550,315		731,885	<u>AI & DS Dept</u>	71,393			
FD Accrued Interest		2,956,809		2,617,260	Chemistry Lab	34,372		106,824	
Miscellaneous Income		485,934		366,048	Civil Lab	52,748		26,022	
News Paper		1,387			CSE Lab	111,160		206,755	
Online Exam Income				2,593	Electronic Lab	133,243		38,242	
<u>Research & Development</u>					Physics Lab			35,282	
Mechanical Dept		31,000		42,000	Mechanic Lab	39,368	442,284	6,235	419,360
EPF Received		1,696,437		1,804,090	Library		362,900		175,796
ESIC Received		57,527		58,862	Miscellaneous Expenses		139,245		78,930
Staff Income Tax		1,702,105		1,340,120	Placement Training		1,696,294		472,611
Staff LIC		96,935		104,226	Printing & Stationary		1,414,947		1,430,016
Staff PT		312,800		286,000	Honorarium		105,099		18,000
Students Excess Fees		50,000			<u>Research & Development</u>				
Student Scholarship				2,322,145	Mechanical Dept	31,000			65,000
Seminors & Conference		249,700			CIVIL Dept	100,000	131,000		7,500
TDS (Suppliers)		316,615		182,428	Vehicle Purchase				1,901,850
KSSA		2,659,073		74,728	Vehicle fuel	2,236,278			1,589,395
VTU Examination Fee		4,187,921		3,759,410	Vehicle Insurance	164,258			258,187
Remuneration to Examiners (VTU)		732,048		503,670	Vehicle repairs	187,951			
Repairs & Maintenance		45,680			Vehicle Maintenance	88,363	2,676,850		296,746
Vehicle (Bus)				16,000	Seminar & conference				32,803
							289,061		


VTU & Other Fee	1,012,375		4,095,100	Audit Fee		20,000		20,000
Water expencess	34,000			Electrical Maintenance				2,000
Salaries recovered	126,905		80,965	Electricity Charges		4,244,016		3,214,298
Student Group Insurance	150,995		100,280	House Keeping Charges		651,046		216,582
Sports & Games	145,000			Faculty Development programme		98,286		
Student Cultural Activities	38,000			United India Insurance (Building)		88,500		86,156
ehicle Insurance Recovered	29,410			News Paper & Magazines		35,056		6,607
Vehicle Insurance			70,324	Office Maintenance		63,972		61,920
Student Uniform	435,739		493,479	Legal Expencess		5,000		40,000
				Meeting expencess		15,024		
				Postage & Courier		9,208		7,066
				Repairs & Maintenance		6,034,546		3,880,013
				Security Service		236,296		
				Students Merit Scholarship		507,500		
				Staff Welfare		98,300		13,767
				Telephone Charges		18,661		18,468
				Travelling Charges		14,223		1,941
				Bank Charges		4,373		4,737
				Garden Maintenance		859,425		450,795
				Generater maintenancae		96,237		
				Pooja Expencess		99,300		81,945
				FD Accrued Interest		2,406,096		1,946,475
				Out Door Stadium				18,000
				ISTE Expencess		13,427		
				EQUIPMENTS:				
				AI & DS Dept	1,998,705			
				Applied Science	386,171			
				CSE DEPT	7,050,416			
				EEE DEPT	103,995			
				ECE DEPT	403,860			
				MBA Dept	193,495			
				CV Dept	156,502			13,570
				Mechanical Dept.	113,242			
				Office equipments	967,646	11,374,032		482,892
				Furniture & Fixtures		333,527		
				Fixed Deposit		128,000,000		99,000,000
				KS LOAN		2,500,000		3,092,750
				KSSA		2,500,000		
				KS Hostel		1,543,488		

				Remuneration to Examiners (VTU)		659,520	477,534
				Remuneration to visiting faculty		678,900	616,639
				Staff Income Tax	1,597,410		1,121,500
				Staff LIC	96,889		95,954
				Staff PT	311,200		283,600
				Student Group Insurance	150,995		100,280
				Student Scholarship	177,405		2,141,100
				TDS (Suppliers)	316,615		182,428
				VTU Examination Fee	4,708,682		2,348,865
				VTU & Other Fee	1,012,375		4,095,100
				Student Uniform	435,739		493,479
				College website	238,600		23,600
				Fees Refund	3,132,950		878,030
				Hostel Fee Refund			1,747,512
				Hostel Expences	100,000		
				VTU Exam expences	20,890		22,450
				Sports & Games	802,047		273,024
				TDS			
				VTU Exam Remuneration	59,941		47,797
				BESCOM(Electricity Charges)	1,932		2,011
				FD Interest	550,713		334,915
				Closing Balance:			
				Cash on Hand		61,889	48,078
				Union Bank(8203)	510,347		382,787
				Union Bank (2966)	214,461		208,535
				Axis Bank(786)	115,031		
				Axis Bank(1116)	1,516,648	2,356,487	11,918,177
		271,893,383	219,363,541			271,893,383	219,363,541


(R. RAJAGOPAL NAIDU)
PRESIDENT


(NEERAJAKSHULU, T)
TREASURER


(R. LEELA SHANKAR RAO)
SECRETARY


(M. YOGAMURTHY)
COMMITTEE AUDITOR

For L. KRISHNA MOORTHY & Co.,
CHARTERED ACCOUNTANTS
Firm Reg No:001491S


L. KRISHNA MOORTHY
Partner

Mem No:024772

UDIN 23024772BGXJTV1203

